


TECHNICAL SPECIFICATION

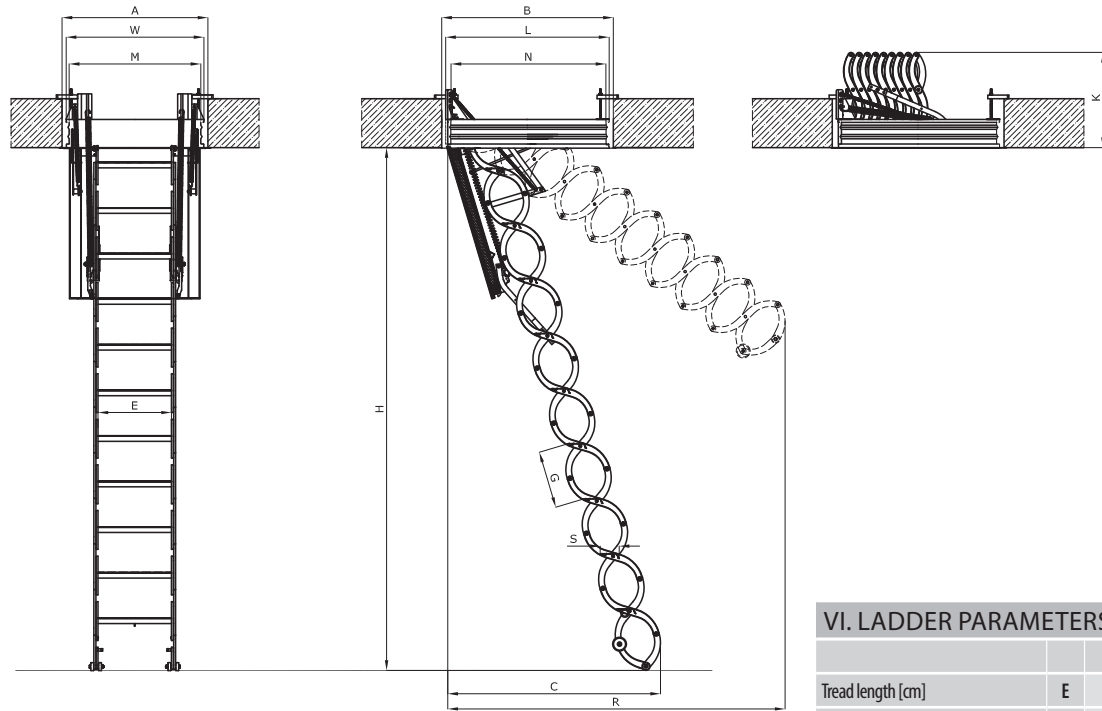
LSF  
SCHODY STRYCHOWE OGNIOODPORNE NOŻYCOWE



LOFT LADDER TYPE	LSF
	<div></div> <div>Compliant with EN14975 Classification as per EN 13501-2</div>
I. APPLICATION	
Room height [cm]	270 -300
Installation	<div>- fully assembled product</div> <div>- quick mounting system in the ceiling (installation brackets)</div> <div>- ready for quick installation in the ceiling</div>
II. FEATURES	
Box	metal
Hatch	fire-resistant
Hatch colour	white
Lock	+
Unloading mechanism	–
Ladder	metal, length of the ladder adjusted to the room height
Seal	seal increasing its volume under the influence of high temperature
Treads	anti-slip, possibility to remove or add tread
Handrail	–
Finishing trims	metal, integrated with steel framework
Stile ends	–
III. TECHNICAL PARAMETERS	
Hatch heat transfer coefficient U*	1.8 W/m²K*
Thermal insulation thickness	3 cm
Hatch thickness	5.4 cm
Maximum loading	200 kg
Fire resistance	El <sub>2</sub> =60min
IV. OPTIONS	
Accessories	- handrail
Other	- extension of stairs to max. 330 cm by 2 LSS treads

\* manufacturer's own data








V. DIAGRAM OF LSF LOFT LADDER



VI. LADDER PARAMETERS

		50x...	60x...	70x...
Tread length [cm]	E	30	32	40
Tread width [cm]	S	8		
Distance between treads [cm]	G	25-30		
Standard number of treads [unit]	Z	10		
LSS tread		LSS-30	LSS-32	LSS-40

VII. PARAMETERS OF LSF LOFT LADDER

Ceiling opening dimensions [cm]	AxB	50x70	60x90	60x120	70x80	70x90	70x110	70x120	Ladder shorter by 1 tread (9 treads)		Standard ladder (10 treads)		Ladder longer by 1 tread* (11 treads)	
														
Room height [cm]	H	270-300							240	270	270	300	300	320
Box external dimensions [cm]		48x68.5	58x 88.5	58x 118.5	68x78.5	68x88.5	68x108.5	68x118.5	Sizes of loft ladders and dimensions not included in the table are the same as for loft ladders with a height of 250 - 280 cm					
Box external dimensions with trims [cm]		54.8x75	64.8x95	64.8x125	74.8x85	74.8x95	74.8x115	74.8x125						
Box internal dimensions [cm]		44.8x64.8	54.8x84.8	54.8 x 114.8	64.8x74.8	64.8x84.8	64.8x104.8	64.8x114.8						
Height of folded ladder [cm]	K	46												
Swing space [cm]	R	170-180							165	165	170	180	185	210
Distance after ladder unfolding [cm]	C	165-130							100	140	165	130	120	140
Box height [cm]		14							* treads LSS-26, LSS-31, LSS-38. When ordering treads it is necessary to provide the dimensions of the loft ladder aperture					

\* treads LSS-26, LSS-31, LSS-38.  
When ordering treads it is necessary to provide the dimensions of the loft ladder aperture.